



HOPE

worldwide

GLOBAL DISASTER
RESPONSE

[http://](http://hopeww.org)  | hopeww.org

Purpose

The purpose of our hurricane preparedness toolkit is to provide families and households affected by hurricanes with comprehensive and accessible information, tools, and resources that empower them to navigate the challenges and uncertainties brought on by such events. Our toolkit aims to be a trusted companion, offering practical guidance on emergency preparedness, immediate response strategies, and step-by-step recovery processes. We are dedicated to equipping families with the knowledge they need to make informed decisions, access vital services, and effectively coordinate efforts with local authorities and community organizations. By consolidating a wide range of disaster-related information in one place, our purpose is to alleviate stress, promote resilience, and help affected families regain a sense of control and stability amidst challenging circumstances.



HOPE
worldwide

When Disaster Strikes!

A Hurricane Preparedness Toolkit



HOPE
worldwide

BEFORE:

Vitals steps to take prior to a hurricane

Hurricane Season

- **Eastern Pacific:**
- **Central Pacific:**
- **Atlantic:**

May 15th – November 30th


June 1st – November 30th

June 1st – November 30th



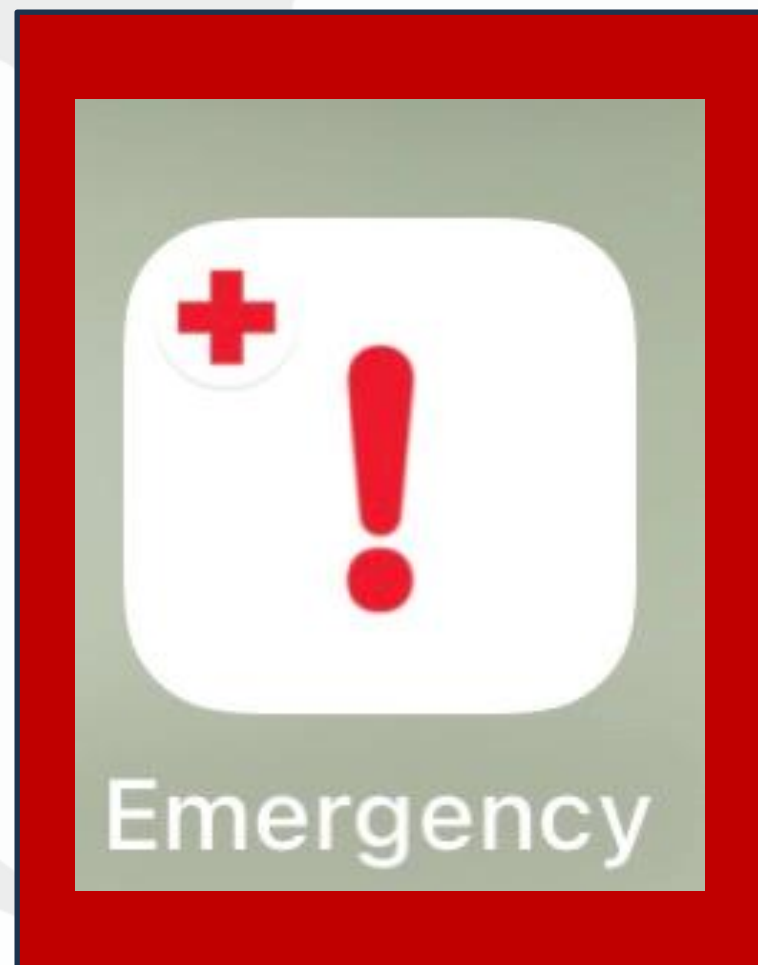
Stay Alert

- When preparing for hurricane season staying alert is necessary.
- Alert Websites
 - [National Hurricane Center](#)
 - [National Oceanic & Atmospheric Administration](#)
 - [Storm Prediction Center](#)



Download Apps

- Help you stay up to date on all Local Alerts
- Free emergency app: English/Spanish & accessible for those with disabilities
- Customizable weather alerts to area
- Guided steps to help individuals, families & communities be prepared
- Easy access to shelter information



Learn Your Risks

- What hazards are specific to your area?
 - Ex: Flood zone
 - [FEMA's Flood Smart Widget](#)
- Consider the demographics of your household
 - Age, medical issues, disabilities, animals
- Consider learning first aid or joining CERT
- What hazards are within you home?
 - Old or leaking roof
 - Faulty wiring or old pipes
- What disaster equipment does your household need?
- Learn your city's evacuation route



HAZARD: a source of danger; the effect of unpredictable and unanalyzable forces in determining events

Beware of Hazards

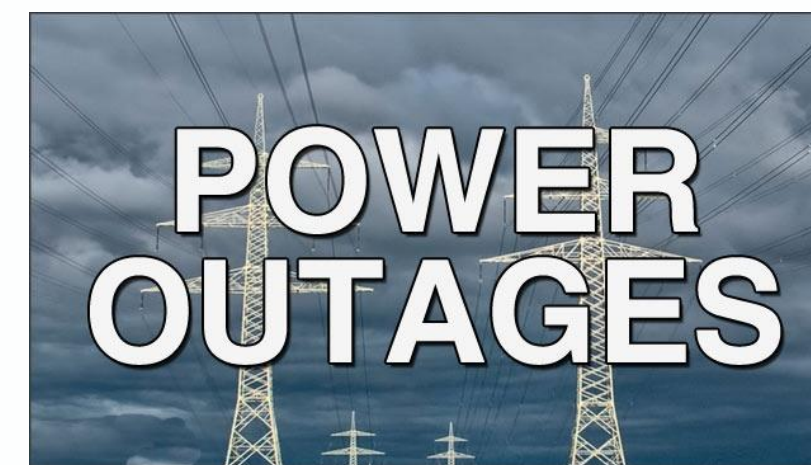
- Here is a list of potential hazards that could occur during and after a hurricane



[Storm Surge Kills](#)



Down Powerlines



House Fires




No Water



[Don't Drive](#)



Create Plans

- 
- Don't have a plan & need help visit:**
- [Ready.gov](https://www.ready.gov)
 - [FEMA.gov](https://www.fema.gov)

Communication Plan



Family Communication Plan

Emergencies can happen at any time. Does your family know how to get in touch with each other if you are not all together?

Before an emergency happens, have a family discussion to determine who would be your out-of-state point of contact, and where you would meet away from your home — both in the neighborhood and within your town.

Let them know you're OK!

Pick the same person for each family member to contact. It might be easier to reach someone who's out of town.

Important Information

Fill in this information and keep a copy in a safe place, such as your purse or briefcase, your car, your office, and your disaster kit. Be sure to look it over every year and keep it up to date.

Out-of-Town Contact

Name: _____
Home: _____
Cell: _____
Email: _____
Facebook: _____
Twitter: _____

Neighborhood Meeting Place:

Regional Meeting Place:

Work Information

Workplace: _____
Address: _____
Phone: _____
Facebook: _____
Twitter: _____
Evacuation Location: _____

Workplace: _____
Address: _____
Phone: _____
Facebook: _____
Twitter: _____
Evacuation Location: _____

School Information

School: _____
Address: _____
Phone: _____
Facebook: _____
Twitter: _____
Evacuation Location: _____

School: _____
Address: _____
Phone: _____
Facebook: _____
Twitter: _____
Evacuation Location: _____

School: _____
Address: _____
Phone: _____
Facebook: _____
Twitter: _____
Evacuation Location: _____



<http://www.ready.gov/kids>



Important Information (continued)

Family Information

Name: _____ Date of Birth: _____
Social Security Number: _____
Important Medical Information: _____

Name: _____ Date of Birth: _____
Social Security Number: _____
Important Medical Information: _____

Name: _____ Date of Birth: _____
Social Security Number: _____
Important Medical Information: _____

Name: _____ Date of Birth: _____
Social Security Number: _____
Important Medical Information: _____

Name: _____ Date of Birth: _____
Social Security Number: _____
Important Medical Information: _____

Name: _____ Date of Birth: _____
Social Security Number: _____
Important Medical Information: _____

Medical Contacts

Doctor: _____
Phone: _____

Doctor: _____
Phone: _____

Pediatrician: _____
Phone: _____

Dentist: _____
Phone: _____

Dentist: _____
Phone: _____

Specialist: _____
Phone: _____

Specialist: _____
Phone: _____

Pharmacist: _____
Phone: _____

Veterinarian/Kennel: _____
Phone: _____

Insurance Information

Medical Insurance: _____
Phone: _____
Policy Number: _____

Homeowners/Rental Insurance: _____
Phone: _____
Policy Number: _____

Text, don't talk!

Unless you are in danger, send a text. Texts may have an easier time getting through than phone calls, and you don't want to tie up phone lines needed by emergency workers.



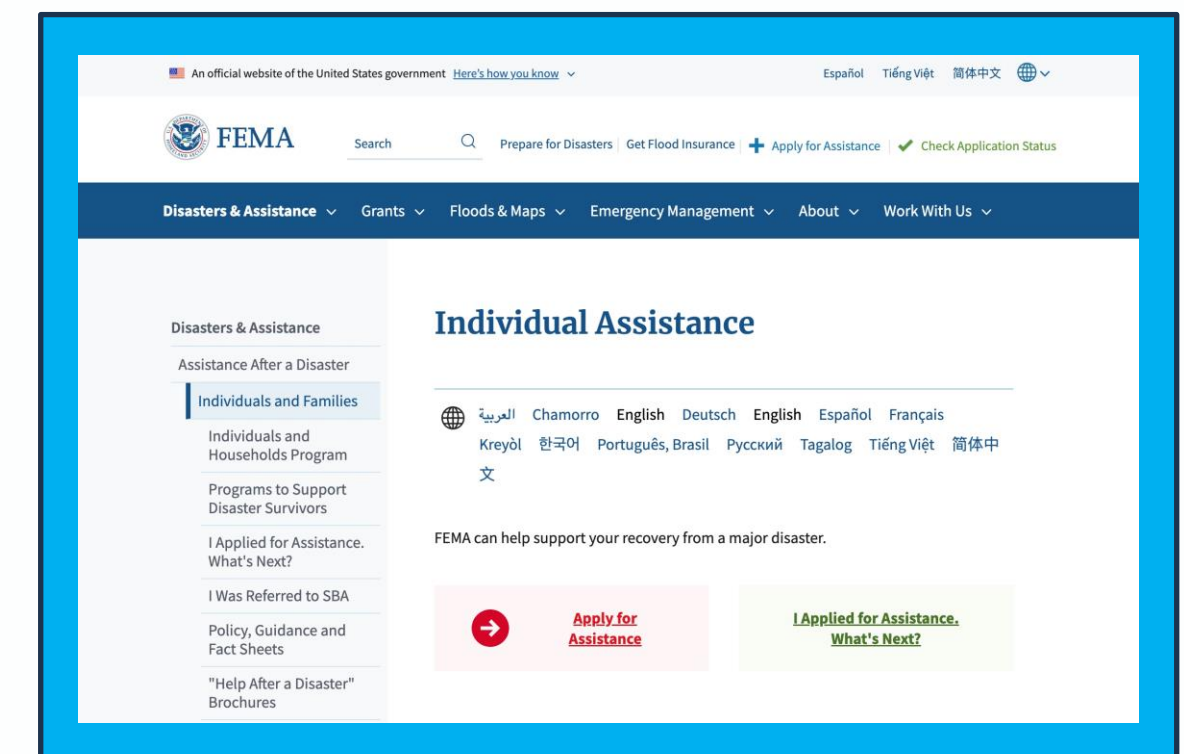
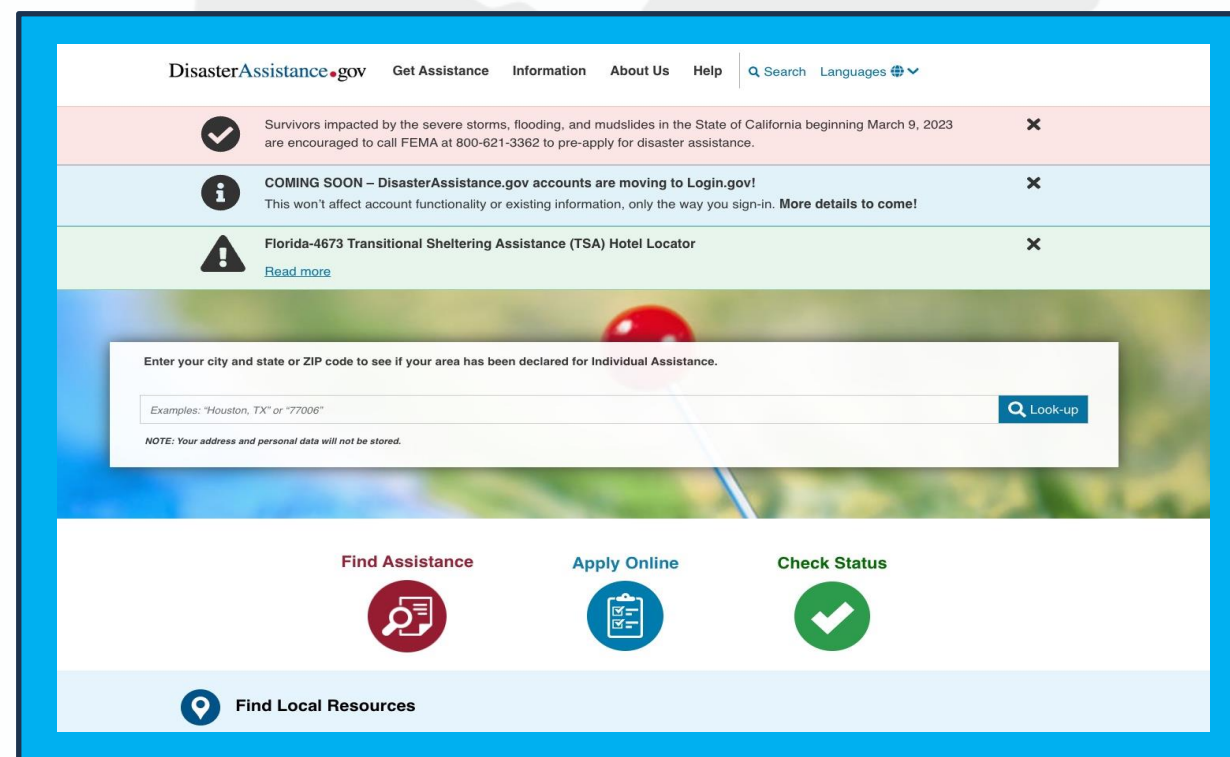
<http://www.ready.gov/kids>

Insurance & Assistance

- Educate yourself on your insurance policy
- Determine if you need specific insurance coverage
 - EX: flood insurance
- Learn how to file a claim and when to file

- Learn what local organizations offer disaster financial assistance
- Become familiar with federal assistance web sites

- [FEMA Assistance](#)
- [Disaster Assistance](#)
- [The Salvation Army](#)
- [United Way](#)
- [2-1-1](#)






HOPE
worldwide

Start Preparing Now!

How to Prepare

- Take alerts & warnings seriously!
- Create emergency plans!
 - www.ready.gov/plan
 - Share them with your family
- Prepare an emergency go bag
- Buy emergency equipment
 - Generator, fire extinguisher, tarps, tent

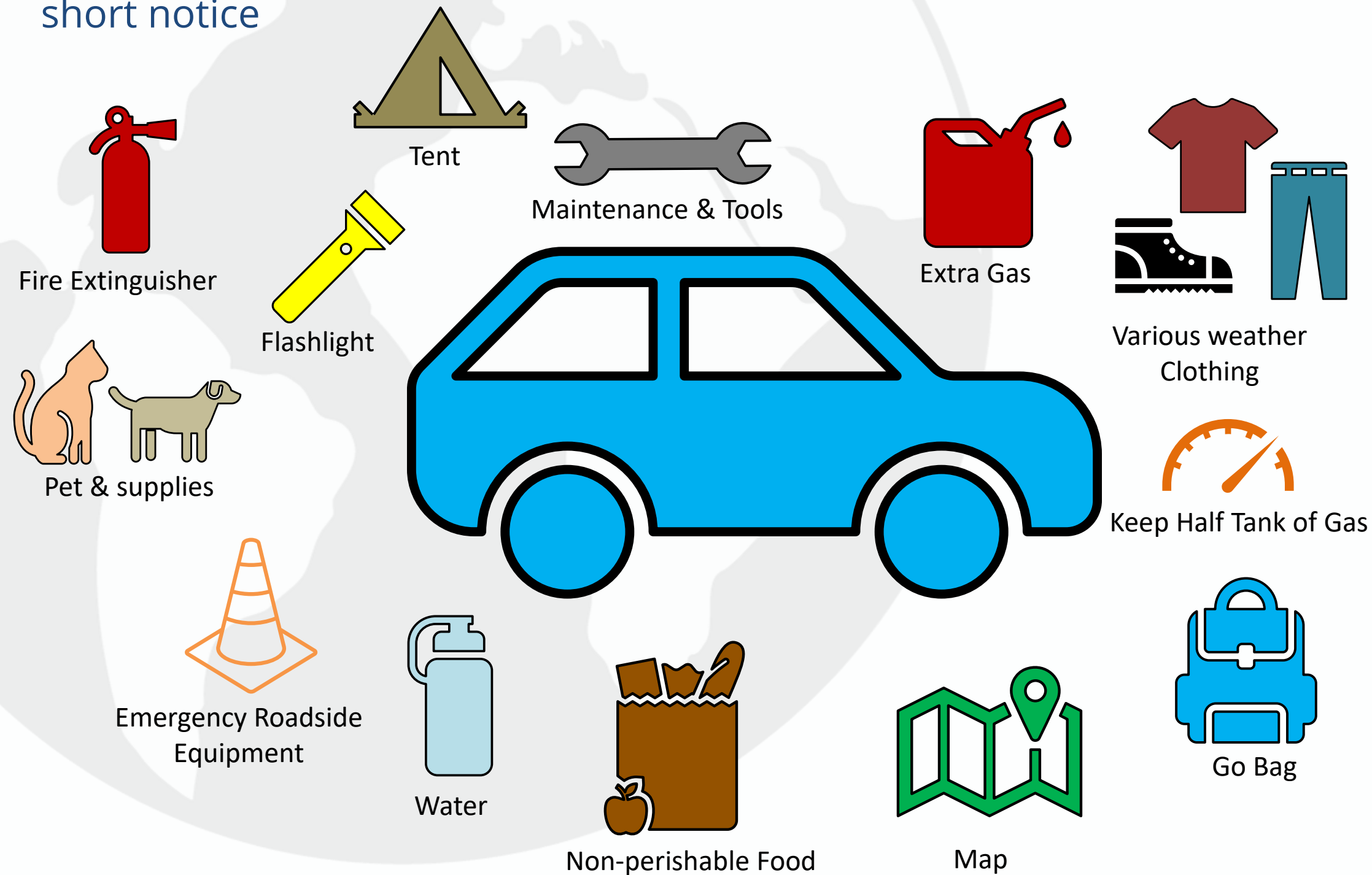
- Fill gas tank
 - Never let gas tank get below half a tank
- Secure home
 - Hurricane shutters, tying down furniture, locking windows
- Drive emergency routes
 - Map out different routes



Want more help with Preparing check out:
[FEMA: 12 Ways to Prepare](#)

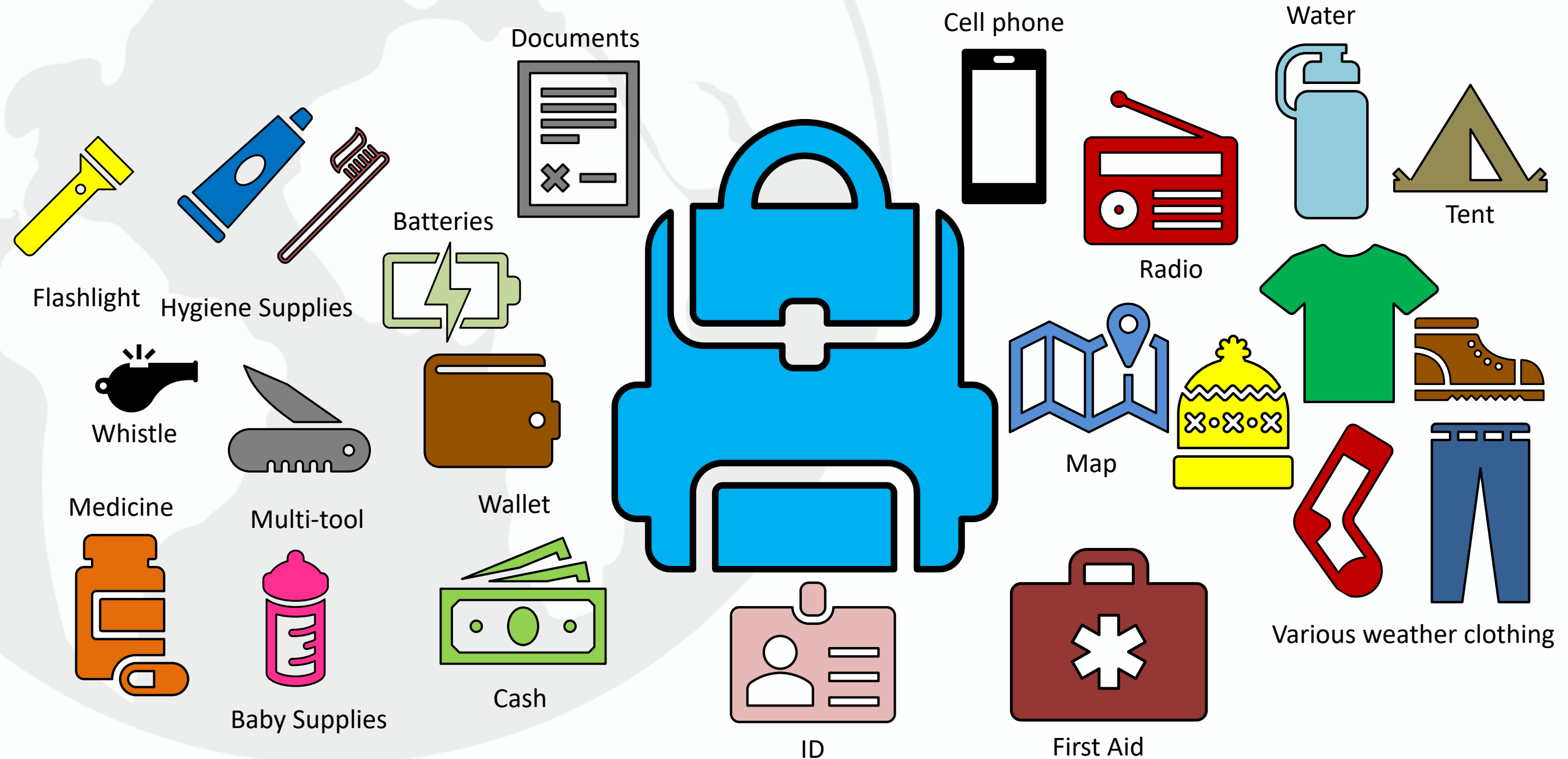
Go Car Checklist

- Having a Go car is vital when evacuating
- Supplying your car with these necessary items is essential when having to evacuate in short notice



Go Bag Checklist

- Emergency Go bag - used when an emergency occurs, and filled with necessary items to help you survive for 42-96 hours
- Always include important identify documents (birth certificates, ssn, passport, home deed, rental agreement, etc)





HOPE
worldwide

DURING:

How to stay safe during a hurricane

Get to Safety

1. Listen to Alerts & Updates on apps and local news
2. Evacuate if you can; preferably days before hurricane if possible
 1. If unable to evacuate, please do not attempt to drive or walk through storm or in flood waters
3. Move away from windows
4. Grab emergency bag & supplies
5. Seek higher ground if flooding occurs
6. Turn off water/electric





HOPE
worldwide

AFTER

What immediate things to do after a hurricane

Is Everyone Safe?

- Follow your communication plan
- Determine if you and your household are safe before determining the safety of others
 - If injured determine if injuries are life-threatening, call 911 if emergent
 - PLEASE UNDERSTAND THAT 911 LINES WILL BE EXTREMELY BUSY
- Only check on neighbors and other family members when city/county government determine area is safe
- Use social media "I'm safe" feature to let people know of safety status



When to Seek Shelter?

- Live in an apartment or mobile home with no safe rooms
- If shelter is far away
- Significant damage to home
- Flooding from storm surge
- No access to food or water
- Quality of home compromises a family members physical health

- **IN NEED OF SHELTER**

- Text **44362**
 - **Prepare**
 - **Shelter**
 - **List**
- Call
 - **2-1-1**

File for Assistance

- Before any demolition is completed on home
 1. File insurance Claim
 1. Flood
 2. Home
 3. Car
 2. Apply for government or local assistance
 1. FEMA
 2. Disaster Assistance
 3. Take necessary Photos
 4. Wait for insurance to give go ahead to start demolition through volunteers
- Federal assistance web sites
 - [FEMA Assistance](#)
 - [Disaster Assistance](#)
 - [The Salvation Army](#)
 - [United Way](#)
 - 2-1-1
- Search local new channels and Facebook groups

Citations

- National Oceanic and Atmospheric Administration (n.d.). *National Hurricane Center and Central Pacific Hurricane Center*. National Hurricane Center. Retrieved June 16, 2023, from <https://www.nhc.noaa.gov/>
- National Oceanic and Atmospheric Administration (n.d.). *Storm Prediction Center*. National Hurricane Center. Retrieved June 16, 2023, from <https://www.spc.noaa.gov/>

CONNECT WITH US

**To learn more about
HOPE *worldwide*, visit hopeww.org.**



Connect with us on:

